

ALL-NEW KORANDO



HIGH-TECH
CROSSOVER
FOR URBAN LIFE





COZY



DYNAMIC



DRIVE SHIFT

The stylish and capable all-new KORANDO is a true crossover combining the best features of an SUV and sedan to provide a perfect balance of practicality and comfort. Handling is precise and responsive making it a pure pleasure to drive. Most important of all, you'll feel safer and more confident behind the wheel of the all-new KORANDO knowing that the all-new KORANDO protects you with cutting edge safety technologies.





DISTINCTIVE STYLING

Never a follower, the all-new KORANDO has an independent style that projects smart and modern values. Strong and unique - that's the appeal of the all-new KORANDO.





With its low, wide stance and LED lighting technology, the all-new KORANDO projects authority from every angle.



Full LED headlights (LED DRL, LED blinkers, LED low beams/high beams)

LED fog lights



LED rear combination lights (LED brake lights, LED taillights)
19-inch diamond-cut alloy wheels



BLAZE COCKPIT

No ordinary seat, this driver seat makes you feel like you are in command of a cockpit and moving into the future, ahead of everyone else. The instrument panel incorporates the latest display technologies and navigational aids as well as full connectivity with smartphones to maximize driver convenience while minimizing distraction.



9" HD Navigation with Smart Mirroring (EU only)



8" Smart mirroring multimedia



Google Android Auto and Apple CarPlay





Comfortable
8-way power seats
(1st row)


4-way power
lumbar support
(driver seat only)

A STIRRING SPACE

All-new KORANDO's spacious cabin is appointed with premium materials that pamper and isolate you from the hustle and bustle of the outside world. From the top-of-the-line seat amenities to the 34-colour infinity mood lighting, every meticulously crafted detail contributes toward the premium ambience. Whether your journey is long or short, the all-new KORANDO guarantees pure traveling delight.



Infinity mood lamps



Spacious glove box



Heated seats (1st & 2nd rows)



Luxurious 3-stage ventilated seats (1st row)





Smart tailgate
Stand behind the vehicle with your smart key and without pressing any button the tailgate will open automatically within 3 seconds.




551L of luggage space

Just about everything will fit inside because the all-new KORANDO leads its segment with highest-in-class luggage space.



With magic tray



With magic tray removed

IMPRESSIVE FLEXIBILITY

Whether you're following the daily routine or loading up for a weekend outing in the countryside, the all-new KORANDO demonstrates an amazing ability to adapt to the needs of the moment thanks to 551 litres of luggage space. The smart tailgate and two-level magic tray combine the strengths of a sedan and SUV to make life a lot easier.



2nd row fully folded



2nd row 40% folded



2nd row 60% folded

EXCITING DRIVING DYNAMICS

From the moment you settle into the driver's seat, press the start button and shift into gear, you instantly sense the all-new KORANDO's responsiveness and impressive power. Press down on the throttle and its outstanding driving dynamics come to life. The all-new KORANDO delivers a comfortable ride with superb stability and remains impressively quiet even at high speeds. Experience the joy of dynamic driving that only the all-new KORANDO can provide.







CLASS-LEADING PERFORMANCE

1.5 GDI-Turbo engine with improved low-speed torque performance and superior start/overtaking acceleration in the maximum torque classification, for a more exciting driving experience. The downsized, eco-friendly 1.6 diesel engine delivers best-in-class performance under any driving condition. The 2.0 MPI petrol engine applies for A/T and 2WD models. (Euro 4/5 only)



**2.0 MPI
Petrol engine**

Max Power	Max Torque
149 ps	197 Nm



**1.6
Diesel engine**

Max Power	Max Torque
136 ps	324 Nm(A/T)



**1.5
GDI-Turbo engine**

Max Power	Max Torque
163 ps	280 Nm



AWD SYSTEM

AWD optimizes power distribution between the front and rear axles to suit road and weather conditions thus ensuring optimal traction, directional stability and peak dynamic performance.

AISIN 6-speed automatic transmission

Fitted on some of the finest cars in the world, the tested and proven AISIN 6-speed automatic offers smooth and quiet gear shifting with maximum fuel efficiency.



6-speed manual transmission

The 6-speed manual gearbox delivers a fun driving experience with maximum driver engagement. Optimized gear ratios ensure smooth, and precise gear shifts, improved fuel efficiency and a quieter ride.



Drive Mode System

Selectable drive modes (Normal/Sport/Winter) optimize traction distribution and the gear shift schedule to suit driver preferences and road conditions.





DEEP CONTROL

DEEP CONTROL technologies bring the goal of perfect safety closer than ever. Whether driving around town or taking long-haul cross-country trips, DEEP CONTROL promotes peace of mind and elevates driving confidence to a whole new level.

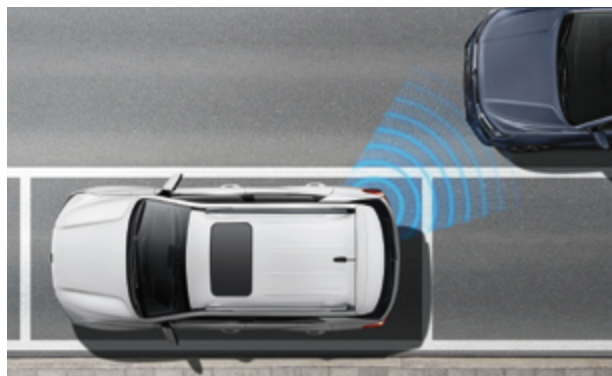
Intelligent Adaptive Cruise Control (IACC)

IACC employs radar and cameras to maintain a safe speed and distance from the vehicle ahead. IACC works in tandem with the Lane Center Following Assist which can be used not only on highways but also on city streets and reactivates when the brake pedal is released.



Exit Assist Function (EAF)

When exiting a parking space while another vehicle is approaching from the rear, EAF sounds an alarm and displays a warning icon on the cluster.



Safety Distance Alert (SDA)

By continuously monitoring speed and distance, SDA will sound a warning whenever a safe braking distance is not maintained from the car ahead.



Front Vehicle Start Alert (FVSA)

While stopped and the car in front has started to move, FVSA will issue a visual pop-up alert and audible alarm.



Rear Cross Traffic Alert Intervention (RCTA-i_A/T only)

When reversing and an approaching vehicle is detected in the path, RCTA sounds an alarm and automatically applies the brakes to stop the vehicle and reduce the risk of a collision.



Autonomous Emergency Braking System (AEBS)

On detecting a pedestrian or another vehicle within the intended path, AEBS will automatically deactivate the throttle and will apply the brakes to reduce the risk of a serious collision.

Lane Keeping Assist System (LKAS)

LKAS uses a front camera to monitor the painted lane markers. On detecting an attempt to change lanes without prior signaling, it automatically corrects the electrical power steering system to keep the vehicle within the intended lane.



Lane Change Assist (LCA)

If attempting a lane change while a vehicle is within 70m in the rear and is approaching at high speeds, LCA flashes a warning using the outside mirror lamps and sounds an alarm.



Blind Spot Detection (BSD)

BSD detects the presence of another vehicle in the blind spot and flashes a warning using lamps built into the outside mirror housing.

High Beam Assist (HBA)

By monitoring the headlights of oncoming vehicles and the rear combination lamps of the vehicles ahead, HBA analyzes ambient light levels to automatically switch between high and low beams.




Driver Attention Alert (DAA)


Driving patterns are continuously monitored and as soon as a pattern of drowsy driving is detected, DAA sounds an alert and advises the driver to take a break.

74% High Tensile-Strength Steel

To ensure uncompromising rigidity and safety, premium grade-HTSS accounts for 74% of the all-new KORANDO structure - more than any other vehicle in its class. The all-new KORANDO also features some of the most advanced N.V.H. (Noise Vibration Harshness) technologies to realize a whisper-quiet ride.



7 Airbag system



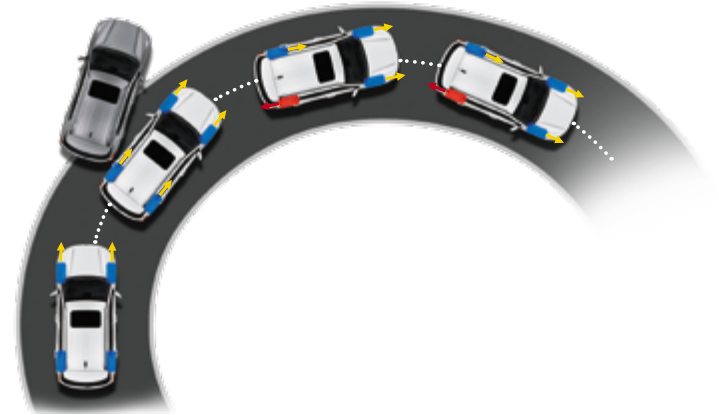
- ① Driver seat airbag
- ② Driver seat knee airbag
- ③ Passenger seat airbag
- ④⑤ Front-seat side airbag (left/right)
- ⑥⑦ Curtain airbag (left/right)



PERFECT SAFETY

Electronic Stability Program (ESP)

ESP employs a combination of throttle intervention and braking of individual wheels to help maintain directional stability over all types of road surfaces and in adverse weather conditions.



Anti-Rollover Protection (ARP)

ARP adjusts the amount of engine output and braking power delivered to each individual wheel while driving around sharp turns at high speeds to prevent the vehicle from rolling over.



Brake Assist System (BAS)

On detecting a panic braking situation, BAS boosts braking pressure to its maximum thus reducing the braking distance and the risk of a serious accident.



Emergency Stop Signal (ESS)

During hard braking, ESS automatically activates the emergency flashers thus warning the vehicles behind.



Hill Descent Control (HDC)

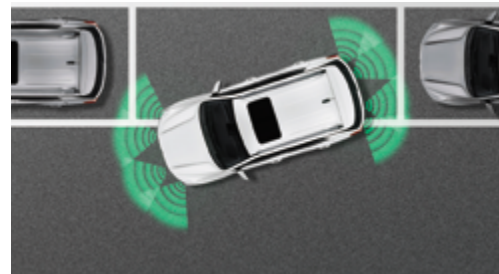
On extremely steep hills, activating the HDC function will automatically shift the vehicle into low gear and begin pumping the brakes to maintain a safe and slow descent.



Hill Start Assist (HSA)

When the driver lifts his foot off the brake while starting on a steep hill, HSA will momentarily maintain braking pressure until the throttle is applied so that the car does not roll backwards.

EXTERIOR



Projection headlamps with bulb-type turn signal lamps
LED side repeaters and puddle lamps
Fashionable silver roof rails

Chromed intake grille
Sporty rear skid plate
LED high mounted stop lamp

High-gloss intake grille
Parking aid system (Front & Rear)
Sporty air spoiler

Headlight escort
Rear fog and back-up lamps
Roof pole antenna



17" alloy wheels with
225/60R tyres



18" alloy wheels with
235/55R tyres - diamond cut



19" alloy wheels with
235/50R tyres - diamond cut



Aero-type wipers
Power side-view mirrors
Auto-locking system

Tinted windshield with noise-control glass
Heated side-view mirrors
Tyre pressure monitoring system (TPMS)

Rain sensor
Safety power windows
Tyre repair kit

Smart key system & Folding key
Safety sunroof
Urea tank filler cap (w/Euro6d-T only)

INTERIOR





Supervision cluster (3.5" mono LCD)
Start button
Hands-free audio switch / Cruise control switch

MP3 audio
Paddle shifters with A/T
Auto light control

Dual-Zone full auto A/C
Tilt & telescoping steering wheel
Multi-switch

Manual A/C
Electronic parking brake (EPB with Auto hold)
Multi-hooks



Sun visor extender
LED interior lights
Power tailgate switch

Illuminated vanity mirror
Stainless door scuff (1st row)
Large capacity door map pocket

12V power socket (front/rear)
Sliding-type centre storage console
Luggage net

115V/220V Inverter
Wireless charger
Luggage cover

CAPTIVATING VALUE

It's a design that is a sure conversation starter. Radiating power and energy, The all-new KORANDO delivers superb driving dynamics that will definitely surpass your expectations.

And made even better with DEEP CONTROL, a suite of advanced safety technologies that bring the era of autonomous driving closer than ever.

The all-new KORANDO: It's a package of unsurpassed style and value that will transform ordinary days into truly extraordinary ones.



COLOUR GUIDE

EXTERIOR COLOURS



Grand White (WAA)



Silent Silver (SAI)



Platinum Gray (ADA)



Dandy Blue (BAS)



Orange Pop (RAT)



Cherry Red (RAV)



Space Black (LAK)

INTERIOR COLOURS



Black interior (LBH)



Flat woven



TPU and
Cloth combination



Leather



Gray interior (EBG)



Flat woven



TPU and
Cloth combination



Leather



Brown interior (OAY)



Leather

FEATURES LIST

MECHANICAL
1.6 diesel engine with SCR (Euro 6d-T)
1.6 diesel engine with CDPF (Euro 5)
1.5 GDI-Turbo petrol engine (Euro 4/5/6d-T)
2.0 MPI petrol engine (Euro 4/5)
Active AWD with lock mode
6-speed manual transmission with gear shift indicator
6-speed AISIN automatic transmission with paddle shift
MacPherson strut front suspension with coil springs
Multi-link rear suspension with coil springs
Electric power steering (EPS)
Electronic parking brake with auto-hold function
Fuel tank - 47 litre capacity (1.5 GDI-T engine with Euro6d-temp. : 50 litre)
Driving mode system (Normal, Winter, and Sport Mode)
Idle, stop & go (ISG) system
Voltage stabilizer (Europe and regulation region only)

APPEARANCE
Chromed intake grille
Black air intake grille
Sporty rear skid plate
Tinted with noise controlled glass in windshield
Solar controlled front door glass
Privacy glass in rear door windows and tailgate window to keep interior cool and add the look of luxury
Heated windshield glass (Windshield De-Icer)
Fashionable silver roof rails
Sporty air spoiler with LED high mounted stop lamp
Acoustic engine cover to dampen noise
19” alloy wheels with 235/50R tyres - diamond cut
18” alloy wheels with 235/55R tyres - diamond cut
17” alloy wheels with 225/60R tyres
Tyre repair kit
Full-size spare tyre
Luxurious leather steering wheel trim
Urethane steering wheel trim
Leather-wrapped gear knob
Urethane gear knob
Floor mats
Clean sill side doors
Welcoming light to illuminate the ground area
Level adjustable projection headlamps with bulb-type turn signal lamps
Level adjustable LED headlamps with LED turn signal lamps
LED daytime running light system

Rear combination lamp with LED light guide
LED side repeater and puddle lamp on exterior mirror
Body-coloured exterior door handles
Sliding-type centre console
Electrically adjustable, folding and heated outside mirror
Hybrid blade wipers (Front)
Intermittent wiper (rear)
Stainless steel front door scuff (option)
PVC front and rear door scuff
Infinity-type mood lights on instrument panel and door trim

SEATS
8-way power adjustable driver and front passenger seats
4-way adjustable power lumbar support for driver seat
Height adjustable driver seat
60:40 split folding 2nd row seats with folding centre armrest
Premium brown-coloured leather upholstery
Grey-coloured leather seat upholstery
Black-coloured leather seat upholstery
Thermoplastic polyurethane (TPU) and cloth combination upholstery (Black & grey)
Appealing woven cloth seat upholstery (Black & grey)
Ventilated front seat
Heated front and 2nd row seats
Front sliding seat headrests

CLIMATE CONTROL
Fully automatic air conditioning with dual zone temperature sensor and digital display
Manual air conditioning with maximum air conditioning function
Cluster Ionizer
Auto defog function
Positive temperature coefficient (PTC) heater with diesel engine

CONVENIENCE
4" LCD display with MP3 player and iPod / iPhone connector (with RDS)
8” smart audio system with link to rear view camera and smart phone
9” HD navigation system with link to rear view camera and smart phone (EU region only)
Car connectivity (Apple CarPlay & Google Android Auto)
3.5” mono TFT-LCD trip computer
10.25” full color LCD trip computer
Bluetooth hands-free
Pole antenna on the rear roof

Rain sensing wipers and automatic headlight activation
One-touch triple signal indicators
Heated tailgate window with timer to defrost before vehicle starting
Safety power sunroof that slides or tilts, with roof blind to keep the interior cool
Safety power windows
Dual folding key-type remote keyless entry system with panic alarm (standard)
Dual smart key with electronic steering column lock and auto locking system
Smart power tailgate
Six speakers
Dual spray washer nozzles
Outside mirrors that can be electrically adjusted, folded and heated
Dual gas filled tailgate struts
Grip on the inside of the tailgate to facilitate closing
Cup holders in the front and rear
Sun visors with extension & illuminated vanity mirror
Luggage cover and net
Useful toolbox in the load area
Electronic tailgate opening release switch
Manual tilt and telescopic steering wheel
Heated steering wheel
Luggage tray
12V DC power outlets & USB charger
220V/115V power inverter
Wireless charger
Keyhole illumination

SAFETY
Autonomous Emergency Braking (AEB)
Forward Collision Warning (FCW)
Lane Departure Warning (LDW)
Lane Keeping Assist (LKA)
High Beam Assist (HBA)
Traffic Sign Recognition (TSR) : EU region only
Safety Distance Alert (SDA)
Driver Attention Alert (DAA)
Intelligent Adaptive Cruise Control (IACC)
Front Vehicle Start Alert (FVSA)
Rear Cross Traffic Alert (RCTA)
Rear Cross Traffic Alert Intervention (RCTA-i_A/T only)
Blind Spot Detection (BSD)
Exit Assist Function (EAF)

Lane Change Assist (LCA)
4-channel Anti-lock Braking System
Electronic Stability Program (ESP) with Emergency Brake Assist, Hill Start Assist (HSA), Hill Descent Control (HDC), Active Roll-over Protection (ARP), Emergency Stop Signal (ESS) and Automatic Vehicle Hold (AVH) with EPB & Auto hold
Reinforced monocoque body structure
Door impact beams for optimal protection from side impact
Front seatbelt load limiters and pre-tensioners with clamping locking tongue (CLT)
Front airbags for driver and passenger
Side airbags for first row
Curtain airbags front and rear
Knee airbag for driver
Airbag On / Off switch for front passenger
Front parking aid system with 4 sensors
Rear parking aid system with 4 sensors
Ventilated front disc brakes
Rear disc brakes
LED front fog lamps
Rear fog lamp
Door-mounted courtesy lights
Immobiliser anti-theft system
Intermittent rear window wiper and washer
Automatic speed-sensing door locks
Height-adjustable safety belt (front)
Reminder alarm with speed-sensing feature for front and rear safety belts
3-point central rear safety belt
ISO-FIX and tether anchorage for child seat
Tyre pressure monitoring system (TPMS)
Visual VIN


* Some features may be optional or unavailable in your area. Please contact your local dealer for full details on standard specifications and optional equipment offered in your market.

TECHNICAL DATA

ENGINE			Petrol 1.5 GDI-T				Diesel 1.6L				Petrol 2.0 MPI
DRIVEN WHEELS			2WD		AWD		2WD		AWD		2WD
TRANSMISSION			6MT	6AT	6MT	6AT	6MT	6AT	6MT	6AT	6AT
Exterior	Overall length	mm	4,450								
	Overall width	mm	1,870								
	Overall height	mm	1620 (with roof rack 1629)								
	Wheel base	mm	2,675								
	Tread	Front	mm	1,590							
		Rear	mm	1,610							
	Overhang	Front	mm	910							
		Rear	mm	865							
	Approach angle	degree	18.0								
	Departure angle	degree	24.5								
	Ramp angle	degree	15.9								
	Min. clearance	mm	182				164				182
Min.turning radius	m	5.35									
Weight	Gross vehicle weight	kg	2,010	2,040	2,100	2,130	2,110	2,160	2,220	2,250	2,070
	Kerb weight	kg	1,405	1,435	1,495	1,525	1,485	1,515	1,575	1,605	1,465
	Gross trailer weight	Braked	kg	1,500			1,500	2,000	1,500	2,000	1,500
		Unbraked	kg	500			500	750	500	750	500
Engine	Fuel		Petrol				Diesel				Petrol
	Fuel tank	ℓ	47				47				47
	Capacity	cc	1,497				1,597				1,998
	Bore x stroke	mm	76				76				86
	Compression ratio		9.5 : 1				15.5 : 1				10.5 : 1
	Number of cylinders		4 in-line								
Performance	Max. power	kW/rpm	120/5,000~5,500				100/4,000				109.5/6,000
		ps/rpm	163/5,000~5,500				136/4,000				149/6,000
	Max. torque	Nm/rpm	280/1,500-4,000				300/ 1,500~3,000	324/ 1,500~2,500	300/ 1,500~3,000	324/ 1,500~2,500	197/4,000
		kg·m/rpm									20.1/4,000
	Max. speed	km/h	191	193	191	193	180	181	180	181	187
Fuel consumption	CO ₂ (combined)	g/km									
	Combined	ℓ/100km									
	Urban	ℓ/100km									
	Extra urban	ℓ/100km									

* The fuel economy can vary according to road conditions or driver's habits.
* The above technical data can vary slightly by regional certification requirements or sales specifications.
* ISG : Idle Stop and Go system

DIMENSIONS (mm)







SsangYong Motor Company

12th Fl., Samone T/W, 124, Teheran-ro,
Gangnam-gu, Seoul, 06234, Korea

Official Website: www.smotor.com

Official Facebook :

www.facebook.com/ssangyongglobal

Official Instagram :

www.instagram.com/ssangyong_global

Some of the equipment shown in this brochure is optional
and may not be available on all models or in all markets.
All specifications are subject to change without notice.
Please contact your local dealer for the latest information.